



GKW-RW/S EMC 300/500V Thin Wall Screened Multicore

Applications

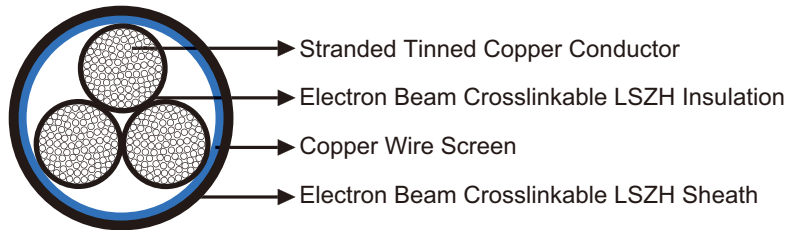
Multi core power and control cable designed for protected, fixed installation inside and outside railway vehicles for connecting fixed and moving parts in direct current and alternating voltage technology, especially converter technology.



Standard

- BS 6853 -1a
- DIN 5510-2 1-4
- NFF 16-101 F0

Construction



- **Conductors:** Circular Class 5 stranded tinned copper to IEC60228/VDE 0295.
- **Insulation:** Electron beam crosslinkable LSZH compound.
- **Screen:** Copper wire screen.
- **Sheath:** Electron beam crosslinkable LSZH compound.

Electrical Characteristics at 20°C

Nominal Conductor Cross Section	mm ²	0.5	0.75	1	1.5	2.5
Maximum Conductor Resistance	Ω/km	40.1	26.7	20.0	13.7	8.21
Voltage Rating	KV	0.3/0.5				

Mechanical and Thermal Properties

Minimum Bending Radius: 4xOD (Static); 8xOD (Flexing)
 Temperature Range: -60°C ~+120°C (Static); -40°C ~+90°C (Flexing)
 Short Circuit Temperature: +280°C





↳ Dimensions and Weight

No. of cores& Nominal Conductor Cross Sectional Area No.×mm ²	Number and Nominal Diameter of Strands No./mm	Nominal Insulation Thickness mm	Nominal Overall Diameter mm	Nominal Weight kg/km
2×0.5	16/0.20	0.18	4.8	31
3×0.5	16/0.20	0.18	5.0	43
4×0.5	16/0.20	0.18	5.4	50
5×0.5	16/0.20	0.18	6.1	58
6×0.5	16/0.20	0.18	6.5	77
7×0.5	16/0.20	0.18	7.0	81
8×0.5	16/0.20	0.18	7.4	91
9×0.5	16/0.20	0.18	7.7	93
10×0.5	16/0.20	0.18	7.7	97
12×0.5	16/0.20	0.18	8.1	113
14×0.5	16/0.20	0.18	8.5	126
16×0.5	16/0.20	0.18	8.7	140
18×0.5	16/0.20	0.18	9.4	156
22×0.5	16/0.20	0.18	10.3	192
24×0.5	16/0.20	0.18	10.6	198
27×0.5	16/0.20	0.18	11.1	238
36×0.5	16/0.20	0.18	12.3	282
48×0.5	16/0.20	0.18	13.9	362
2×2×0.5	16/0.20	0.18	7.1	89
3×2×0.5	16/0.20	0.18	7.5	103
4×2×0.5	16/0.20	0.18	8.2	130
2×0.75	24/0.20	0.18	5.3	46
3×0.75	24/0.20	0.18	5.6	55
4×0.75	24/0.20	0.18	6.2	63
5×0.75	24/0.20	0.18	6.7	77
6×0.75	24/0.20	0.18	7.4	90
7×0.75	24/0.20	0.18	7.7	103
8×0.75	24/0.20	0.18	8.3	120
9×0.75	24/0.20	0.18	8.7	122
10×0.75	24/0.20	0.18	8.7	129
12×0.75	24/0.20	0.18	9.3	149
14×0.75	24/0.20	0.18	9.6	168
16×0.75	24/0.20	0.18	9.8	187
18×0.75	24/0.20	0.18	10.7	213
22×0.75	24/0.20	0.18	11.7	259
24×0.75	24/0.20	0.18	12.1	269
27×0.75	24/0.20	0.18	12.6	297
36×0.75	24/0.20	0.18	14.1	387
2×2×0.75	24/0.20	0.18	8.0	100
6×2×0.75	24/0.20	0.18	11.6	202
2×1.0	32/0.20	0.18	5.9	63
3×1.0	32/0.20	0.18	6.2	75
4×1.0	32/0.20	0.18	6.8	89
5×1.0	32/0.20	0.18	7.3	108





No. of cores & Nominal Conductor Cross Sectional Area No. × mm ²	Number and Nominal Diameter of Strands No/mm	Nominal Insulation Thickness mm	Nominal Overall Diameter mm	Nominal Weight kg/km
6×1.0	32/0.20	0.18	7.9	114
7×1.0	32/0.20	0.18	8.5	129
8×1.0	32/0.20	0.18	9.0	146
9×1.0	32/0.20	0.18	9.5	152
10×1.0	32/0.20	0.18	9.5	161
12×1.0	32/0.20	0.18	10.0	209
24×1.0	32/0.20	0.18	13.3	342
27×1.0	32/0.20	0.18	13.8	378
36×1.0	32/0.20	0.18	15.7	515
2×2×1.0	32/0.20	0.18	8.9	116
2×1.5	30/0.25	0.22	6.7	80
3×1.5	30/0.25	0.22	7.1	98
4×1.5	30/0.25	0.22	7.6	118
5×1.5	30/0.25	0.22	8.3	127
6×1.5	30/0.25	0.22	9.1	151
7×1.5	30/0.25	0.22	9.7	175
8×1.5	30/0.25	0.22	10.4	201
9×1.5	30/0.25	0.22	11.1	211
10×1.5	30/0.25	0.22	11.1	225
12×1.5	30/0.25	0.22	11.7	285
24×1.5	30/0.25	0.22	15.9	499
27×1.5	30/0.25	0.22	16.5	552
36×1.5	30/0.25	0.22	18.5	720
2×2.5	50/0.25	0.28	7.7	98
3×2.5	50/0.25	0.28	8.1	120
4×2.5	50/0.25	0.28	8.9	150
5×2.5	50/0.25	0.28	9.7	185
6×1.5	50/0.25	0.28	10.5	220
7×2.5	50/0.25	0.28	11.4	261
8×2.5	50/0.25	0.28	12.3	299
9×2.5	50/0.25	0.28	13.1	309
10×2.5	50/0.25	0.28	13.1	331
12×2.5	50/0.25	0.28	13.7	386
24×2.5	50/0.25	0.28	18.9	755
27×2.5	50/0.25	0.28	19.5	837
36×2.5	50/0.25	0.28	21.9	1100



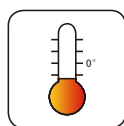
Impact Resistant



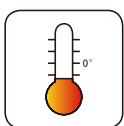
Highly Flexible



Cold Resistant



Soldering Heat Resistant



Low Temperature Resistant



Corona Resistant



Fire Retardant
NF C32-070-2.2(C1)
IEC 60332-3/EN50266



Flame Retardant
NF C32-070-2.1(C2)
IEC 60332-1/EN 50265-2-1



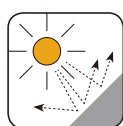
Low Corrosivity
EN 50267-2-2/NF C32-074
IEC 60754-2/NF C20-453



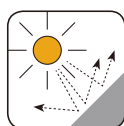
IRM 903 Fuel Oil Resistant



IRM 902 Mineral Oil Resistant



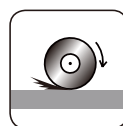
UV Resistant



Ozone Resistant



Acid and Alkali Resistant




Abrasion Resistant



Low Smoke Emission
IEC 61034/NFC20-902
EN 50268/NF C32-073



Low Toxicity



Zero Halogen
IEC 60754-1/NF C20-454
EN 50267-2-1